

DIAGNOSTIC MEDICAL SONOGRAPHY PROGRAM

APPLICATION INSTRUCTIONS

Application Deadline: **04/01/2026 at 11:59 PM PDT**

The Diagnostic Medical Sonography application will be available online. Please take time to review all instructions carefully to ensure your application is complete and submitted by the deadline.

Follow the steps below to complete and submit your Diagnostic Medical Sonography application:

Before you apply

1. Visit the Diagnostic Medical Sonography website and read all available information.

[Diagnostic Medical Sonography Program Website](#)

2. Obtain a Campus Wide Identification Number (CWID) to apply for the Diagnostic Medical Sonography Program. You can get a CWID at no cost by applying to Foothill College. For full details, please check Foothill College's Registration Website.

[Foothill College's Registration Website](#)

Application Requirements

3. **Confirm Eligibility:** Review the program prerequisites and sample application to ensure you are ready and eligible.
 - [Program Prerequisites](#)
 - [Sample Application](#)
4. **Calculate GPA:** Use the online tool to calculate your cumulative GPA:
<https://foothill.edu/counseling/gpacalc.html>
5. **Gather Documents:** Obtain and prepare copies of the required documents.
 - **Required Documents:**
 - Official Electronic Transcripts (**e-transcripts**) from **ALL** colleges attended, except for Foothill and De Anza Colleges.
 - Completed and signed [Patient Care Experience Form \(DPCE\)](#).
 - **Additional Documents:** The following documents are optional. Please include them only if they are applicable.
 - A copy of your American Heart Association BLS (CPR) Card
 - Copy of a completed General Education (GE) Pattern: Cal-GETC, CSU, IGETC, or Local Foothill College GE.
 - Copy of Degree Works that shows completed GE requirements

Transcripts

Returning applicants do not need to resubmit official transcripts unless they have completed new coursework that will affect their cumulative GPA.

Official Foothill College and/or De Anza College transcripts are not required. If you have prerequisite coursework completed from Foothill College or De Anza College, you must enter the coursework where appropriate on the application. We can verify your successful completion of that coursework internally.

Official college transcripts are required from *all* colleges you attended. Request transcripts from the Registrar or Registration office at each institution. Transcripts must be sent directly to Foothill College Admissions and Records via **Official Electronic Transcripts (e-transcripts)**.

If your school doesn't offer this option, please send them to:

Admissions and Records

DMS – Health Sciences

Foothill College

12345 El Monte Road,

Los Altos Hills, CA 94022

If you hold an Associate's Degree from a California Community College or a Bachelor's Degree from a UC or CSU, your General Education requirements are automatically waived.

If you are unable to obtain any of the required documents, you must provide a letter of explanation to be attached to your application.

Please review our Diagnostic Medical Sonography Sample Application. Since this sample closely mirrors the actual application, you can use it to see exactly what information you will need to submit when you apply. We encourage you to fill out the sample to prepare.

Scanning and Saving Required and Optional Documents

6. Before applying, create a dedicated folder on your computer for all required documents.

Important File Requirement: Each required section allows for **only one file attachment**. Therefore, if you have multiple items for one section, you must **combine them into a single file (e.g., one PDF)** for upload.

For help with combining multiple files into one, visit Foothill College's **ASFC Smart Shop**.

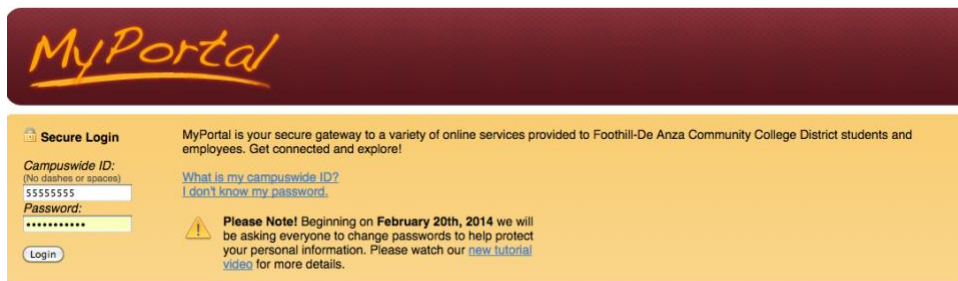
[ASFC Welcome Center](#)

Proceed to the Application

7. Begin your Diagnostic Medical Sonography program application by visiting the MyPortal site:

[My Portal](#)

8. Log in to [My Portal](#).




The image shows the MyPortal login interface. At the top is a dark red banner with the 'MyPortal' logo in orange script. Below this is a yellow login box. On the left, under 'Secure Login', are fields for 'Campuswide ID:' (placeholder: ssssssss) and 'Password:' (placeholder: *****), with a 'Login' button below. To the right of the fields, text explains that MyPortal is a secure gateway for Foothill-De Anza Community College District students and employees. It includes links for 'What is my campuswide ID?' and 'I don't know my password.' A 'Please Note!' section states that starting February 20th, 2014, users must change passwords for security, with links to a 'new tutorial' and 'video' for more details.

9. Click on the ***VIEW ALL CARDS*** located in the upper right-hand corner.



10. Click on the ***Allied Health*** Card.



11. Click on the *Apply* button

INSTRUCTIONS

APPLY

12. Fill out and submit your application. Note that your progress will be saved automatically until the deadline. After you begin, we'll send you a confirmation email to the address listed on your application.

The screenshot shows a web browser window with the Adobe Sign interface. The title bar reads "Test: Diagnostic Medical Sonography...". The main content area features the Foothill College logo and the text "2018" and "FOOTHILL COLLEGE DIAGNOSTIC MEDICAL SONOGRAPHY PROGRAM APPLICATION". A yellow "Next" button is on the left. The form fields are: "NAME: Abad Danilo A" with sub-labels "Last", "First", and "Middle". Below this is a field for "Foothill Student CWID Number (required):" with a note: "If you don't have a FH ID number, you will need to register at: [http://www.foothill.edu/admissions.php](\"http://www.foothill.edu/admissions.php\"). There is no cost involved to register for the college."


13. Attach the Patient Care Experience by clicking on the designated boxes. After you click, you will be asked to choose from your saved files to upload.

The screenshot shows a section of the form with three yellow buttons, each labeled "Click to Attac...". To the right of these buttons is a vertical label "a" and a partial view of the word "tr".

Submit your application

14. Once all required sections are complete, you can electronically sign and submit your application. Since **no changes are permitted after signing**, please ensure you **thoroughly review your application for accuracy** before you submit. Remember, you are limited to **one Diagnostic Medical Sonography application per year**.

My signature verifies the accuracy of my application:

 <small>Danilo Abad Jul 27, 2017</small>	Danilo Abad	Jul 27, 2017
Signature	Printed Name	Date

I agree to the [Terms of Use](#) and [Consumer Disclosure](#) of this document

[Click to Sign](#)

15. You will receive an email confirming that you've successfully submitted your application, along with a copy for your records. The email will be sent to the email linked to your MyPortal account and displayed on the first page of the application.

Program application deadline: **04/01/2026 at 11:59 pm PDT**

If you have questions, don't hesitate to get in touch with **the Health Science and Horticulture Division Office** at healthcareerprograms@fhda.edu