



**FOOTHILL  
COLLEGE**

# Dual Enrollment Overview

Equity and Education Meeting  
February 1, 2019

12345 El Monte Road  
Los Altos Hills, CA 94022

**foothill.edu**

Foothill College, 12345 El Monte Road, Los Altos Hills, CA 94022 | [foothill.edu](http://foothill.edu)



# What is Dual Enrollment?

- Opportunity for 9th-12th grade students to take college-level coursework while completing their high school diploma
- FREE for all high school students, up to 10 units per quarter (6 units in Summer)





# Purpose

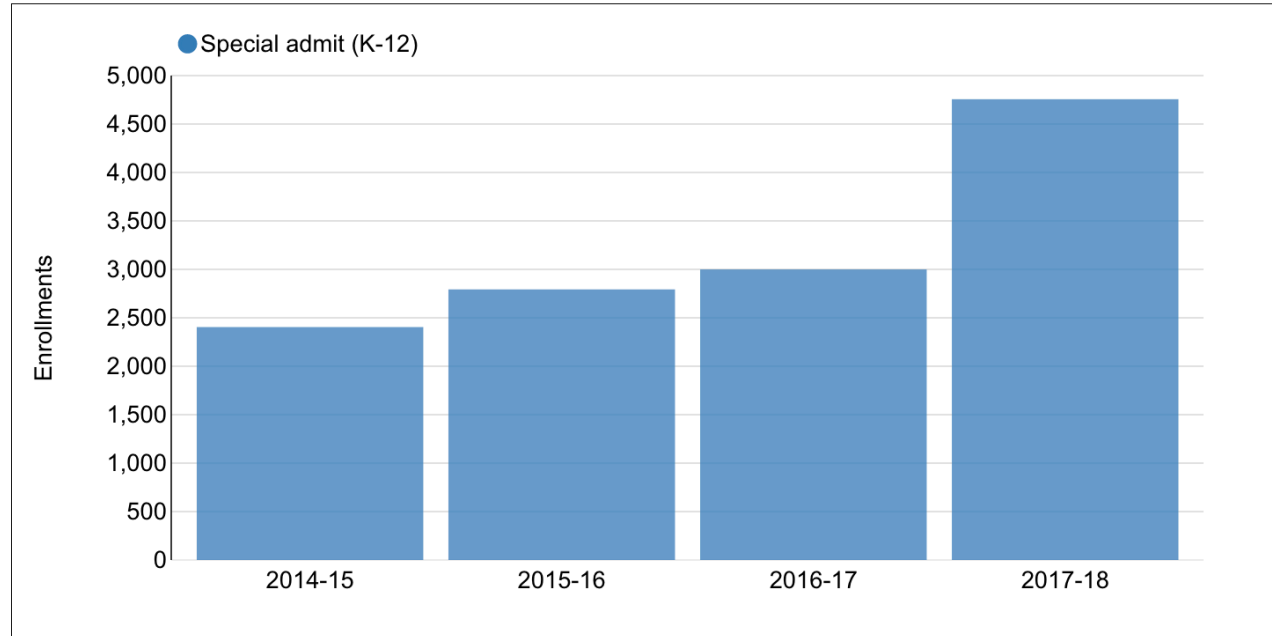
- Enhance the academic rigor of high school curriculum
- Provide a wider range of course offerings
- Help low-achieving students meet high academic standards and graduate from high school with college credit
- Ease college transition and improve college readiness
- Lead to job certification or associate degree
- Builds self-efficacy with underrepresented students

# Explore Enrollments by Course

Foothill College



**Limits:** Term Type Summer Fall Winter Spring Early Summer Enrollment Type Special admit (K-12)



Enrollments (counts)

↓ Enrollment Type	2014-15	2015-16	2016-17	2017-18	↔
<b>Special admit (K-12)</b>	2,407	2,796	3,002	4,759	
<b>Total</b>	2,407	2,796	3,002	4,759	



# AB 288 (CCAP) vs Non-AB 288

Highlights of AB 288 legislation:

- Expands dual-enrollment for students that may not be college bound or who are underrepresented in higher education
- Allowed to enroll in up to 15 units
- Allows closed courses on the high school campus
- Courses offered are part of a pathway
- Remedial courses can be offered
- Requires K12/CC board approved CCAP





# Dual Enrollment Models

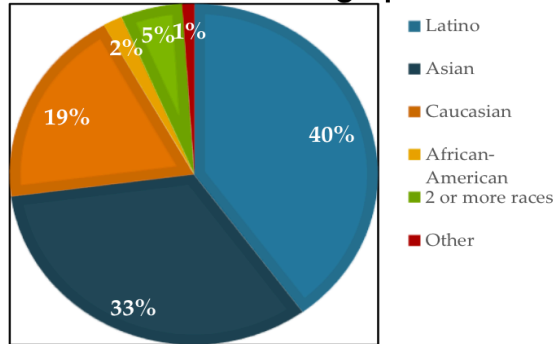
Model	Key Components	Population Served	Partnerships
Singletons <i>Single courses offered to fulfill an immediate need</i>	Offered on high school or college campus	Higher achieving	<ul style="list-style-type: none"><li>• Calculus at MVLA</li></ul>
CTE Pathways <i>Structured sequence of courses</i>	Offered on high school campus	Underserved, underrepresented Not college bound	<ul style="list-style-type: none"><li>• Health Pathway</li><li>• Sports Medicine</li><li>• Child Development</li></ul>
Middle College/ College Now	On college campus	"Middle"-achieving & higher achieving	<ul style="list-style-type: none"><li>• MVLA</li><li>• PAUSD</li></ul>
Early College Promise	Blended: high school and college campus	Underserved, underrepresented	<ul style="list-style-type: none"><li>• Fremont High School</li></ul>
Embedded DE with High School	Offered on high school and/or college campus	Underserved, underrepresented	<ul style="list-style-type: none"><li>• Eastside Prep</li><li>• TIDE Academy</li></ul>

# Fremont High School


## Fremont High School

## Early College Promise

**Student Racial Demographics**



**Additional Student Demographics**



Demographic Data for Entire Target Group (N=106)	% Target Population
Male	56%
Long-Term English Learner (LTEL)	28%
Reclassified FEP	62%
English Only	9%
Parent education some college or less	80%
Hispanic	73%
Filipino; Pacific Isl.	13%
Free-/Reduced-Lunch	68%



# East Palo Academy

## STUDENTS

---

- **Annual Graduation Rate last 5 years:** 95%
- **College-bound rate:** 97% of Class of 2016 bound to either 4-year college or 2-year college
- **A diverse set of students residing in East Palo Alto and eastern Menlo Park:**
  - 80% Latino/a;
  - 10% African-American;
  - 8% Pacific Islander
  - 2% Asian, Filipino, White, and American Indian
- **First-generation high school graduates:** 65%
- **First-generation college-bound:** 87%



# East Side College Preparatory



**68%**

Latino

**25%**

African American

**7%**

Pacific Islander



**99%**

of Eastside students are first generation college bound



**100%**

of Eastside graduates have been admitted to four-year colleges



**76%**

of Eastside's graduates are earning or hold a bachelors degree (nationally 11% of first generation college students graduate in 6 years)

# Example E<sup>2</sup>: Dual Enrollment

E

E

S

G

2017-2018	Enrl.	Rate
<b>African American (10%)</b>	<b>41</b>	<b>95%</b>
Asian	101	98%
Filipinx	15	100%
<b>Latinx (46%)</b>	<b>187</b>	<b>93%</b>
Pacific Islander	11	92%
White	64	97%
Decline to State	1	50%
<b>Total</b>	<b>420</b>	<b>95%</b>





FOOTHILL  
COLLEGE

# Questions?